

**DIRECTIONS FROM NARITA AIRPORT TO CITYTEL, MUSASHISAKAI**

The fastest and most direct way is to take the JR Narita Express (N'EX) to get to Tokyo from Narita Airport. Both Terminal 1 and 2 have JR stations directly connected from the arrival lobbies. N'EX runs every 30 minutes.

Please purchase tickets to JR Musashisakai Station at Narita Airport JR Line Ticket Counters.



**Please note that the last Narita Express leaves at 21:44pm, so if your flight arrives after 7pm, it might be better to consider booking a hotel in the Narita area.**

**Ordinary Fee: 3,500-4,000 yen  
Approx. Train Time: 1.5 hours**

(Taxis from Narita can be extremely expensive.)

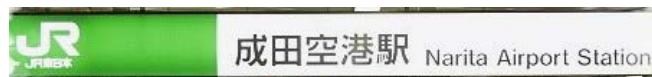


← Ticket counter at JR Narita Airport Station (Terminal 1)



← Ticket counter at JR Airport Terminal 2 Station (Terminal 2)

**JR Narita Airport Station**

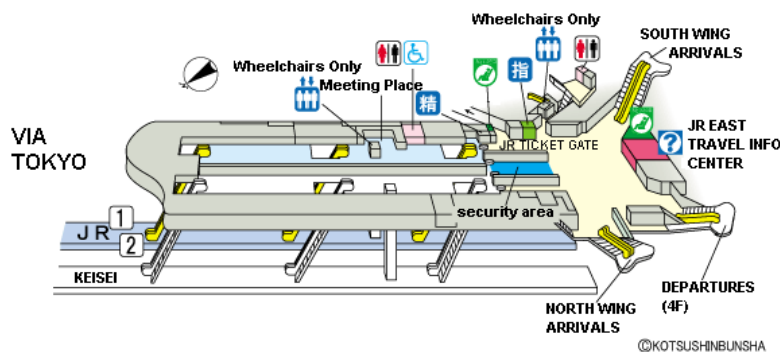


If you are at Terminal 1, N'EXs "Narita Airport Station" is the closest station for you. For example, if you flew in with United, Singapore or Delta Airlines, it is most likely that you are at **Terminal 1**.

:::See below link to find the terminal your airline uses

[http://www.narita-airport.jp/en/t\\_info/](http://www.narita-airport.jp/en/t_info/)

Approx. 7 min.



### JR Airport Terminal 2 Station

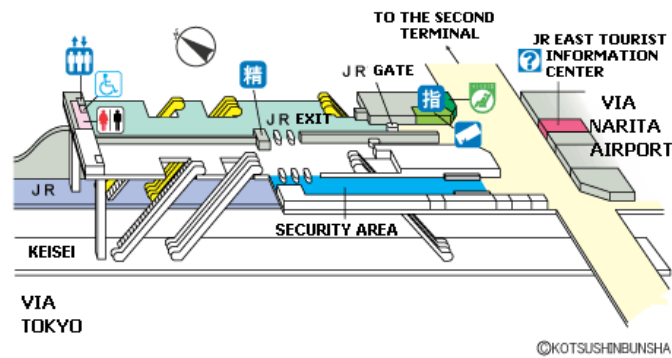


Approx.  
65 min.

Even though there is a free shuttle service between 1<sup>st</sup> and the 2<sup>nd</sup> Terminals of Narita Airport, you do not need to worry about taking one. Every N'EX stops at both "Narita Airport Station" and "Airport Terminal 2 Station". Examples of the airlines arrive at **Terminal 2** are China, American and Japan Airlines.

::See the link below to find the terminal your airline uses

[http://www.narita-airport.jp/en/t\\_info/](http://www.narita-airport.jp/en/t_info/)



### JR Tokyo Station (東京駅)

Approx.  
40 min.

Since Tokyo Station is the starting station for Chuo Line, it is strongly recommended that you transfer at this station. Because of this, the train is less crowded (really!!)

After getting off the N'EX at Tokyo Station, go up the stairs and look for platforms 1 and 2. It's easier to find Chuo Line when you look for the orange signs, which is the color for Chuo Line(中央線). Don't get confused with the Tokaido line.

Take ONLY "Rapid(快速)" trains since other trains won't stop at Musashisakai Station.

### JR Musashisakai Station, South Exit (武蔵境駅 南口)



JR Chuo Line



L-R: Musashisakai Stn Entrance, Itoyokado shopping mall

### Musashisakai Station to Citytel Hotel

At Musashi-sakai station, go downstairs to the ground level and follow the signs for the SOUTH EXIT. You'll either see "Newdays", a convenience store, on your left or "Emio", a food market complex on your right hand side. Turn right at "Emio", and go straight along with "Emio" on your right on your left there will be an open space where kids like to play. Within a minute or so, you'll see Citytel Hotel on your left. The picture on the left below shows the street entrance to the hotel.

Address: 2-4-15 Kyonan-cho, Musashino-shi, Tokyo 180-0023

TEL: 0422-33-5111



From Left: Entrance, and exterior of Citytel Hotel

